

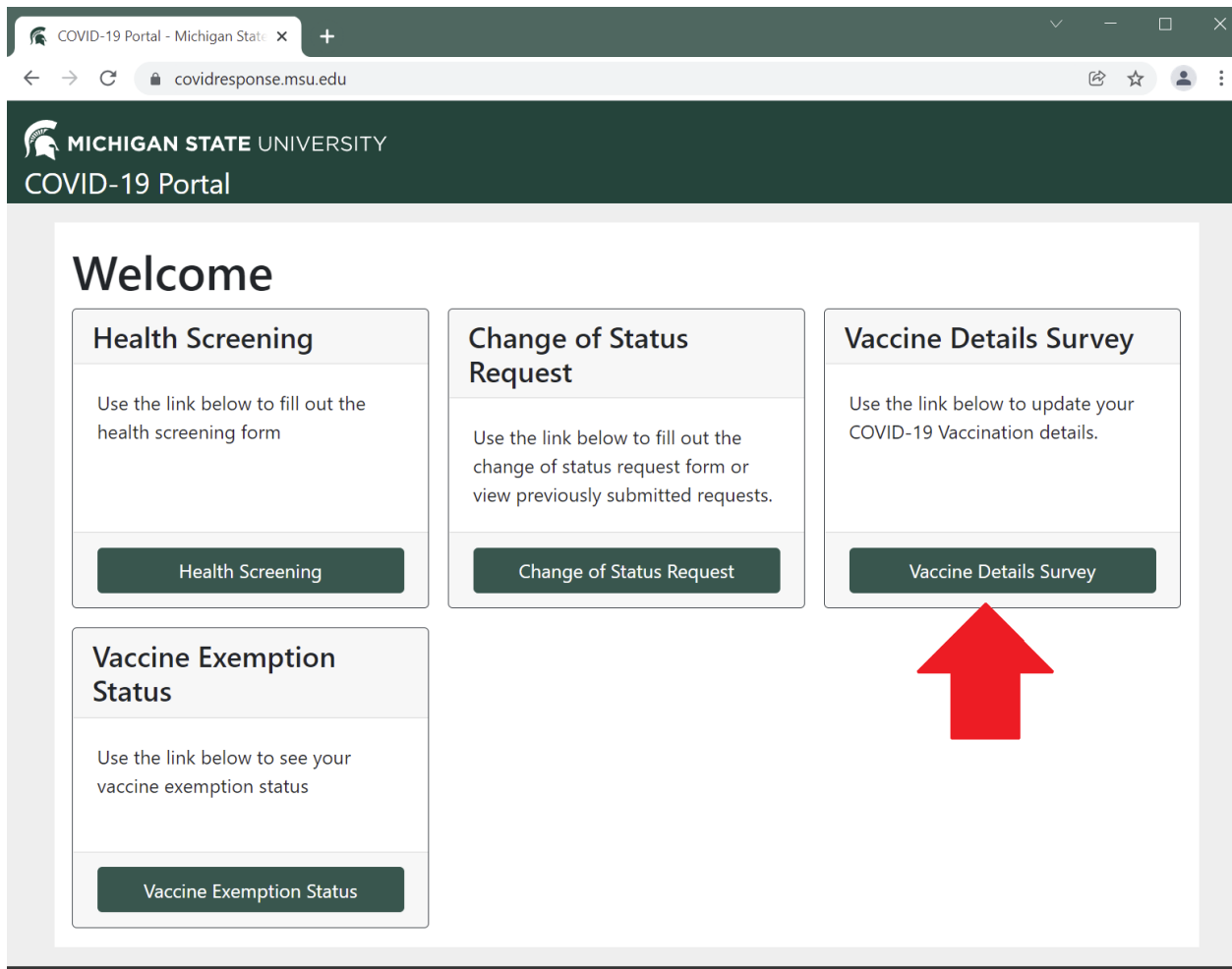
How to submit your COVID booster information

Please see the steps listed below that will help you enter your COVID booster dose information.

As a reminder, those who already have religious or medical exemptions will remain exempt from the booster requirement. **Anyone wishing to request a new exemption specifically for the booster can do so using the [vaccine verification form](#).** Those seeking an exemption will be required to participate in the [Early Detection Program](#) during and following the application process.

Step 1:

Visit covidresponse.msu.edu. Click on "Vaccine Details Survey."

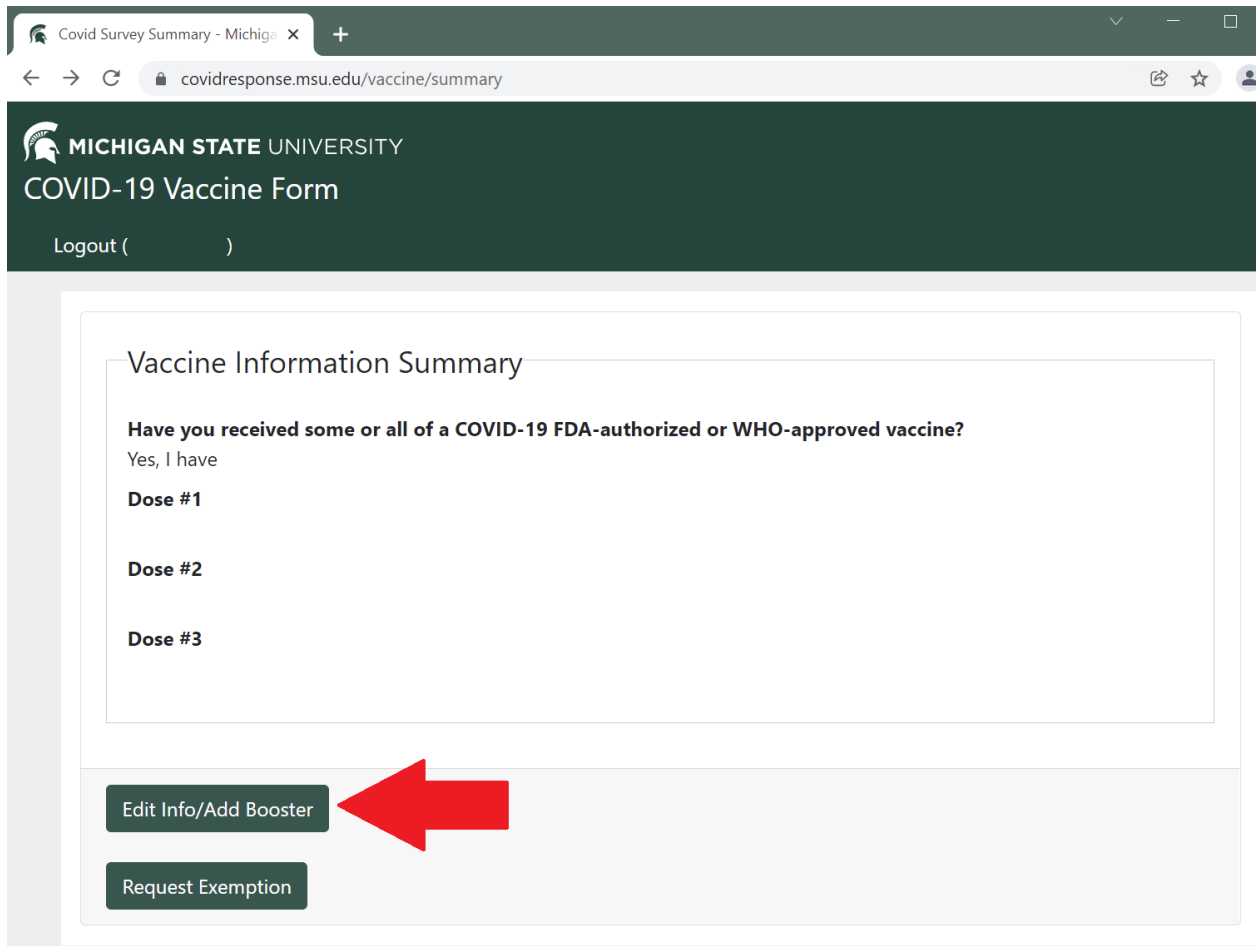


The screenshot shows a web browser window with the URL covidresponse.msu.edu. The page header includes the Michigan State University logo and the text "MICHIGAN STATE UNIVERSITY COVID-19 Portal". The main content area is titled "Welcome" and contains four interactive cards:

- Health Screening**: "Use the link below to fill out the health screening form" with a "Health Screening" button.
- Change of Status Request**: "Use the link below to fill out the change of status request form or view previously submitted requests." with a "Change of Status Request" button.
- Vaccine Details Survey**: "Use the link below to update your COVID-19 Vaccination details." with a "Vaccine Details Survey" button. A large red arrow points to this button.
- Vaccine Exemption Status**: "Use the link below to see your vaccine exemption status" with a "Vaccine Exemption Status" button.

Step 2:

Click on the "Edit Info/Add Booster" button.



The screenshot shows a web browser window with the URL `covidresponse.msu.edu/vaccine/summary`. The page header includes the Michigan State University logo and the text "MICHIGAN STATE UNIVERSITY COVID-19 Vaccine Form". Below the header, there is a "Logout ()" link. The main content area is titled "Vaccine Information Summary" and contains the following text:

Have you received some or all of a COVID-19 FDA-authorized or WHO-approved vaccine?
Yes, I have

Dose #1

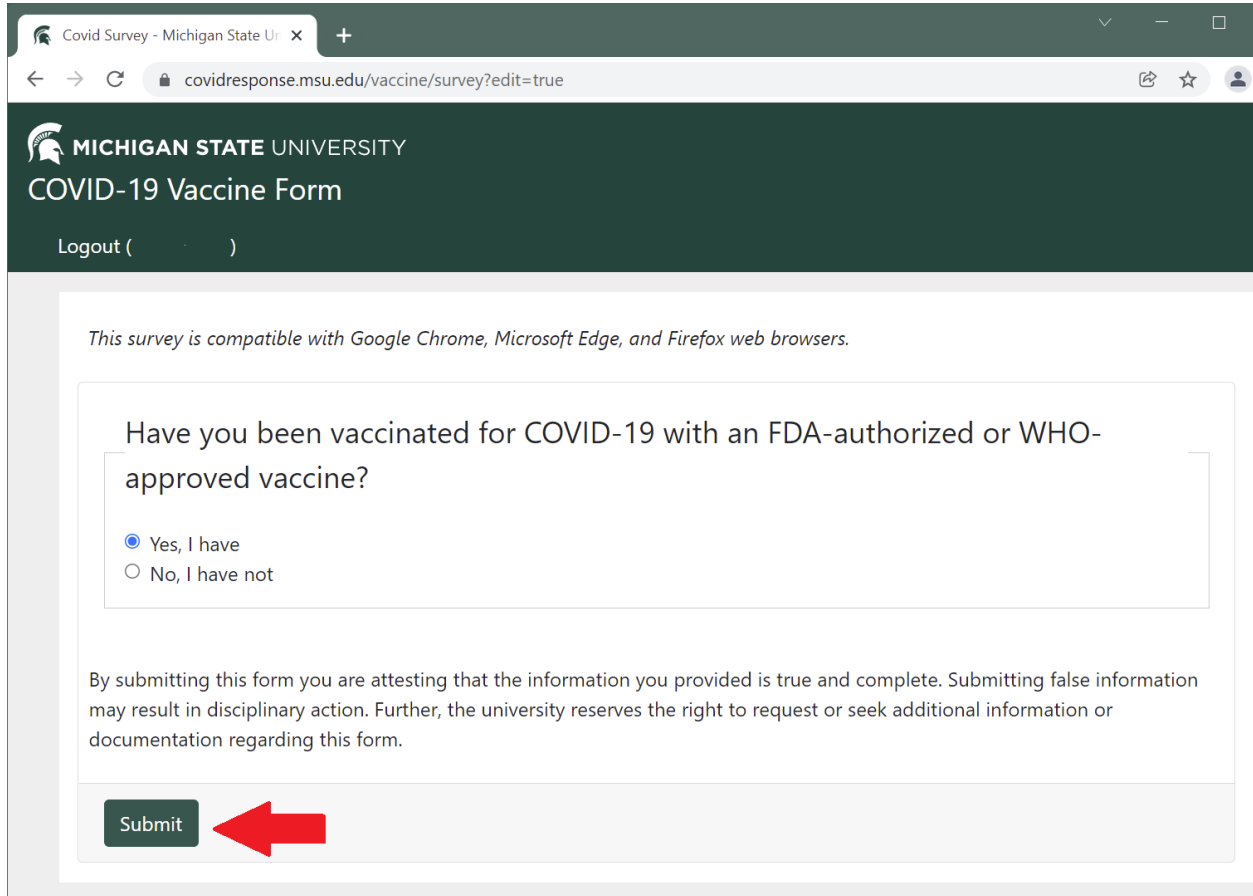
Dose #2

Dose #3

At the bottom of the form, there are two buttons: "Edit Info/Add Booster" and "Request Exemption". A large red arrow points to the "Edit Info/Add Booster" button.


Step 3:

People submitting their COVID booster information will see the response to a question about being vaccinated already will be checked "Yes, I have." Click submit.



Covid Survey - Michigan State Uni x +

covidresponse.msu.edu/vaccine/survey?edit=true

 MICHIGAN STATE UNIVERSITY
COVID-19 Vaccine Form


Logout ()

This survey is compatible with Google Chrome, Microsoft Edge, and Firefox web browsers.

Have you been vaccinated for COVID-19 with an FDA-authorized or WHO-approved vaccine?

Yes, I have
 No, I have not

By submitting this form you are attesting that the information you provided is true and complete. Submitting false information may result in disciplinary action. Further, the university reserves the right to request or seek additional information or documentation regarding this form.

Submit 

Step 4:

Scroll down the page until you see the section for your booster dose, which may be your second or third dose depending on which vaccine you received. You should see your previous dose information already entered.

Enter information about your booster dose, including lot number and date, and click submit.

COVID-19 Dose Information - MI x


covidresponse.msu.edu/vaccine/doseInformation

Type of Vaccine

- Moderna
- Pfizer-BioNTech
- Johnson & Johnson
- AstraZeneca
- Serum Institute of India - Covishield
- Sinopharm (Beijing - BBIBP)
- Sinovac (CoronaVac)
- Novavax (Clinical Trial)
- Covaxin (Bharat Biotech)
- Not Applicable

Lot Number (optional)

Date of dose




Third Dose Information

Type of Vaccine



- Moderna
- Pfizer-BioNTech
- Johnson & Johnson
- AstraZeneca
- Serum Institute of India - Covishield
- Sinopharm (Beijing - BBIBP)
- Sinovac (CoronaVac)
- Novavax (Clinical Trial)
- Covaxin (Bharat Biotech)
- Not Applicable

Lot Number (optional)

Date of dose



Submit



Step 5:

You will see your booster dose information entered where the red lines are. You will not receive a confirmation notice and do not have to do anything further to save or enter your information. You can click the log-out button near the top of the page or close your browser.

If the information shows as incorrect, you can click the "Edit Info/Add Booster" button to revise your information.

*In the example below, the person received a booster as the third dose.

The screenshot shows a web browser window with the URL `covidresponse.msu.edu/vaccine/summary`. The page header includes the Michigan State University logo and the text "MICHIGAN STATE UNIVERSITY COVID-19 Vaccine Form". A "Logout ()" button is circled in red. The main content area is titled "Vaccine Information Summary" and contains the following text:

Have you received some or all of a COVID-19 FDA-authorized or WHO-approved vaccine?
Yes, I have

Dose #1

Dose #2

Dose #3

Proof of Vaccination

At the bottom of the form, there are two buttons: "Edit Info/Add Booster" and "Request Exemption".